

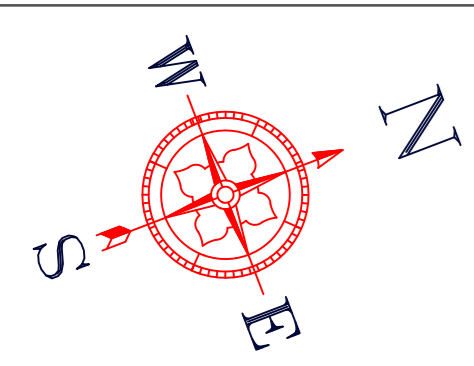


LEGENDS	PARTICULARS
	E-BOARD WITH G.I. FRAME PARTITION
	FULLY TOUGHENED GLASS PARTITION

PARTICULARS	QUANTITY
EXTERNAL DOORS	03
EXTERNAL WINDOWS	05
EXTERNAL SHUTTERS	06
MAIN GATE	01
EMERGENCY EXIT	01

TOTAL AREA : 4180 SFT  
 CARPET AREA : 3666 SFT  
 BUILDING SIDE WAYS : 6652 SFT

TRUE CEILING HT. : 10'1"  
 BEAM DROP : 1'3"  
 FALSE CEILING HT. : 8'1"  
 PARKING CEILING HT. : 11'10"  
 PARKING BEAM DROP : 1'9"



## PROPOSED CEILING & LIGHT LAYOUT OF GCMMF (AMUL) ZONAL OFFICE, KOLKATA, GROUND FLOOR

